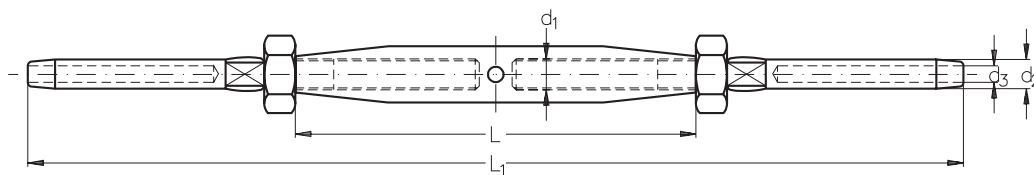




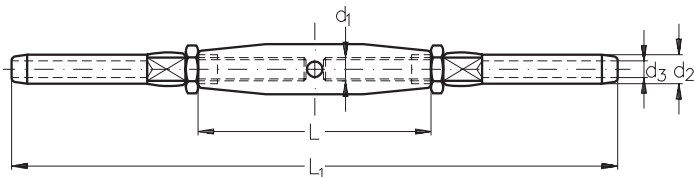
UN diametro di fune - **TRE** tipi di tenditori a forcella
One rope diameter - Three Rigging screw options



Tenditore NIRO tipo Standard
con due terminali

NIRO Rigging Screw Standard Type
with terminal and terminal

Ø diametro rope-Ø mm	filetto thread d ₁	d ₂ mm	d ₃ mm	L mm	L ₁ mm	articolo n°. stock no.
2,5	M 5	5,4	2,7	80	178	301 210 005
3	M 6	6,3	3,3	95	203	301 210 006
4	M 8	7,5	4,3	105	225	301 210 008
5	M 10	9,0	5,3	125	260	301 210 010
6	M 12	12,5	6,3	150	335	301 210 012

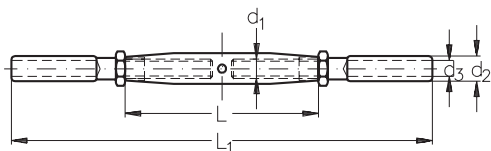


Tenditore ASS tipo Mini
con due terminali

ASS Rigging Screw, Mini type
with terminal and terminal

Ø diametro rope-Ø mm	filetto thread d ₁	d ₂ mm	d ₃ mm	L mm	L ₁ mm	articolo n°. stock no.
3	M 5	6,3	3,3	50	123	311 210 005
4	M 6	7,5	4,3	60	158	311 210 006
5	M 8	9,0	5,3	60	169	311 210 008
6	M 10	12,5	6,3	80	220	311 210 010

DBGM
geschütztes
Design
marchio
registrato

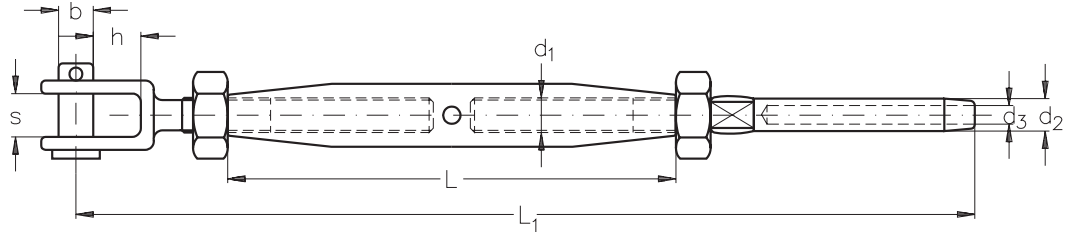


Tenditore ASS tipo Super-Mini
con due terminali

ASS Rigging Screw, Super-Mini type
with terminal and terminal

Ø diametro rope-Ø mm	filetto thread d ₁	d ₂ mm	d ₃ mm	L mm	L ₁ mm	articolo n°. stock no.
3	M 4	5,4	3,3	40	96	321 210 004
4	M 5	6,5	4,3	50	110	321 210 005
5	M 6	7,5	5,3	60	134	321 210 006
6	M 8	9,0	6,3	60	142	321 210 008

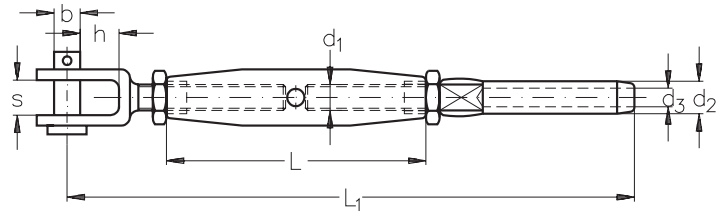
DBGM
geschütztes
Design
marchio
registrato



Tenditore NIRO con un'estremità a forcella con filetto interno
tipo Standard

NIRO Rigging Screw
with jaw and terminal
Standard type

Ø diametro rope-Ø mm	filetto thread d ₁	d ₂ mm	d ₃ mm	h mm	s mm	b mm	L mm	L ₁ mm	articolo n° stock no.
2,5	M 5	5,4	2,7	9	6	5,0	80	150	301 211 005
3	M 6	6,3	3,3	8,5	7	6,0	95	175	301 211 006
4	M 8	7,5	4,3	11	10	8,0	105	200	301 211 008
5	M 10	9,0	5,3	13	12	9,0	125	225	301 211 010
6	M 12	12,5	6,3	21	13	12,0	150	280	301 211 012
7	M 14	14,2	7,3	22	14	14,0	165	320	301 211 014
8	M 16	16,0	8,3	26	17	16,0	190	390	301 211 016
10	M 20	17,8	10,5	29	20	19,0	210	415	301 211 020

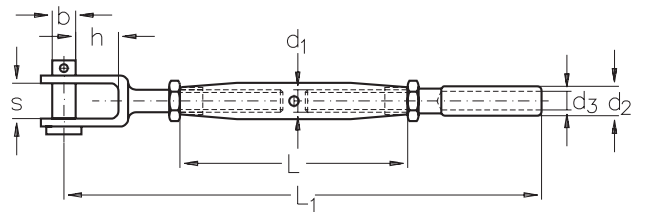


Tenditore ASS tipo Mini con un'estremità a forcella con filetto interno

ASS Rigging Screw, Mini type
with jaw and terminal

DBGM
geschütztes
Design
marchio
registrato

Ø diametro rope-Ø mm	filetto thread d ₁	d ₂ mm	d ₃ mm	h mm	s mm	b mm	L mm	L ₁ mm	articolo n° stock no.
3	M 5	6,3	3,3	9	7	5	50	107	311 211 005
4	M 6	7,5	4,3	8	8	6	60	133	311 211 006
5	M 8	9,0	5,3	11	11	8	60	142	311 211 008
6	M 10	12,5	6,3	13	12	9	80	190	311 211 010

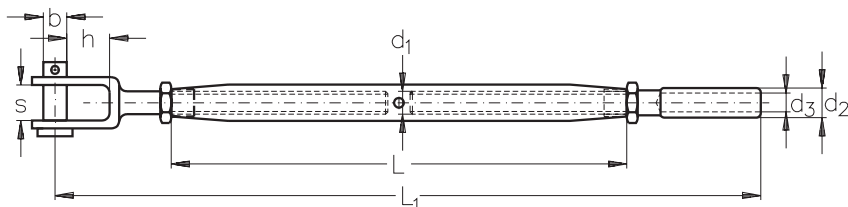


Tenditore ASS tipo Super Mini con una estremità a forcella con filetto interno

ASS Rigging Screw, Super-Mini type
with jaw and terminal

DBGM
geschütztes
Design
marchio
registrato

Ø diametro rope-Ø mm	filetto thread d ₁	d ₂ mm	d ₃ mm	h mm	s mm	b mm	L mm	L ₁ mm	articolo n° stock no.
3	M 4	5,4	3,3	9	7	5	40	88	321 211 004
4	M 5	6,5	4,3	9	7	5	50	102	321 211 005
5	M 6	7,5	5,3	8	8	6	60	118	321 211 006
6	M 8	9,0	6,3	11	11	8	60	130	321 211 008

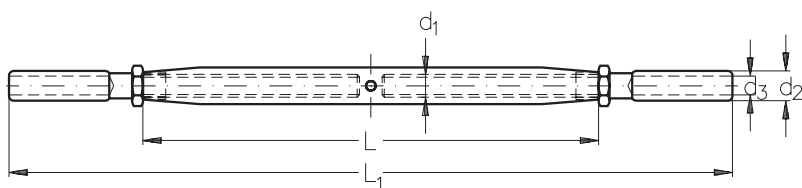


Tenditore lungo ASS tipo Super-Mini
con un'estremità a forcella e una a terminale

ASS Rigging Screw, Super-Mini type
with jaw and terminal, long type

Ø diametro rope-Ø mm	filetto thread d ₁	d ₂ mm	d ₃ mm	h mm	s mm	b mm	L mm	L ₁ mm	articolo n° stock no.
3	M 4	5,4	3,3	9	7	5	80	130	321 221 004
4	M 5	6,5	4,3	9	7	5	100	153	321 221 005
5	M 6	7,5	5,3	9	8	6	120	182	321 221 006
6	M 8	9,0	6,3	11	11	8	120	193	321 221 008

DBGM
geschütztes
Design
marchio
registrato

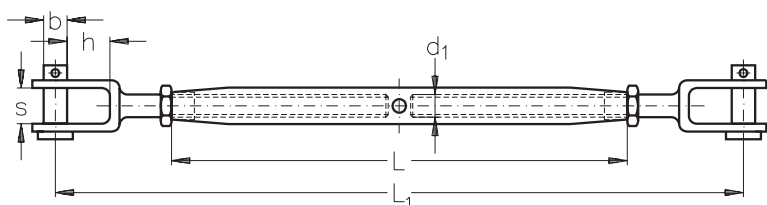


Tenditore lungo ASS tipo Super-Mini
con due estremità a terminale

ASS Rigging Screw, Super-Mini type
with terminal and terminal, long type

Ø diametro rope-Ø mm	filetto thread d ₁	d ₂ mm	d ₃ mm	L mm	L ₁ mm	articolo n° stock no.
3	M 4	5,4	3,3	80	135	321 220 004
4	M 5	6,5	4,3	100	160	321 220 005
5	M 6	7,5	5,3	120	193	321 220 006
6	M 8	9,0	6,3	120	204	321 220 008

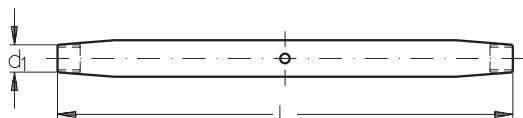
DBGM
geschütztes
Design
marchio
registrato



Tenditore lungo ASS tipo Super-Mini
con due estremità a forcella

ASS Rigging Screw, Super-Mini type
with jaw and jaw, long type

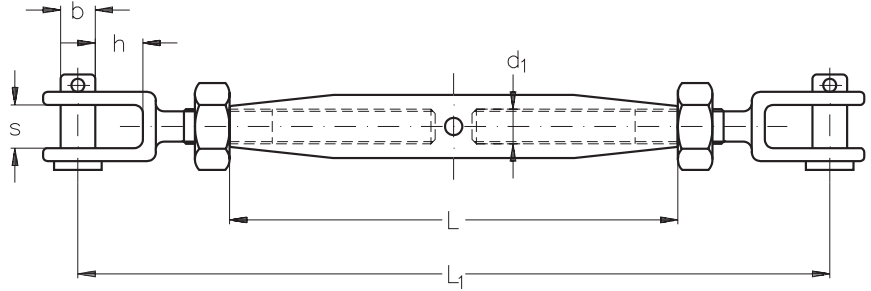
misura rope-Ø mm	filetto thread d ₁	h mm	s mm	b mm	L mm	L ₁ mm	articolo n° stock no.
M 4	M 4	9	7	5	80	125	321 222 004
M 5	M 5	9	7	5	100	146	321 222 005
M 6	M 6	9	8	6	120	171	321 222 006
M 8	M 8	11	11	8	120	182	321 222 008



Canaula lunga ASS tipo Super-Mini
per tenditore (solo corpo)

ASS Rigging Screw, Super-Mini type
body only, long type

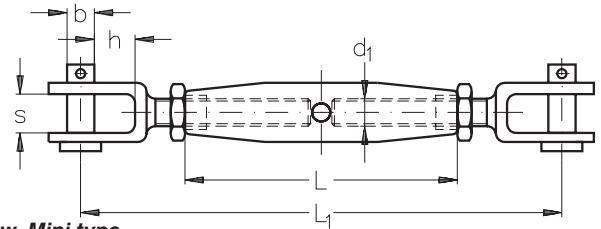
misura rope-Ø mm	d ₁	L mm	articolo n° stock no.
M 4	M 4	80	321 223 004
M 5	M 5	100	321 223 005
M 6	M 6	120	321 223 006
M 8	M 8	120	321 223 008



Tenditore NIRO tipo Standard
a due forcelle

NIRO Rigging Screw Standard type
with jaw and jaw

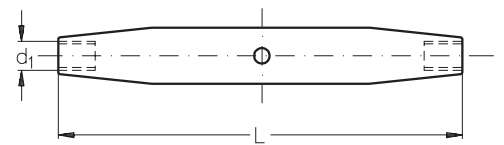
Misura nominal size	Filetto thread d_1	h mm	s mm	b mm	L mm	L_1 mm	Articolo n° stock no.
M 5	M 5	9	6	5,0	80	120	301 212 005
M 6	M 6	8,5	7	6,0	95	145	301 212 006
M 8	M 8	11	10	8,0	105	165	301 212 008
M 10	M 10	13	12	9,0	125	195	301 212 010
M 12	M 12	21	13	12,0	150	245	301 212 012
M 14	M 14	22	14	14,0	165	270	301 212 014
M 16	M 16	26	17	16,0	190	325	301 212 016
M 20	M 20	29	20	19,0	210	380	301 212 020



Tenditore ASS tipo Mini
con due forcelle

ASS Rigging Screw, Mini type
with jaw and jaw

Misura nominal size	Filetto thread d_1	h mm	s mm	b mm	L mm	L_1 mm	Articolo n° stock no.
M 4	M 4	9	7	5	40	80	311 212 004
M 5	M 5	9	7	5	50	92	311 212 005
M 6	M 6	8	8	6	60	105	311 212 006
M 8	M 8	11	11	8	60	120	311 212 008
M 10	M 10	13	12	9	80	152	311 212 010



Canala per tenditore NIRO tipo Standard

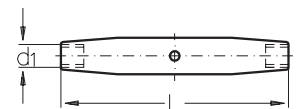
NIRO Rigging Screw - body Standard type

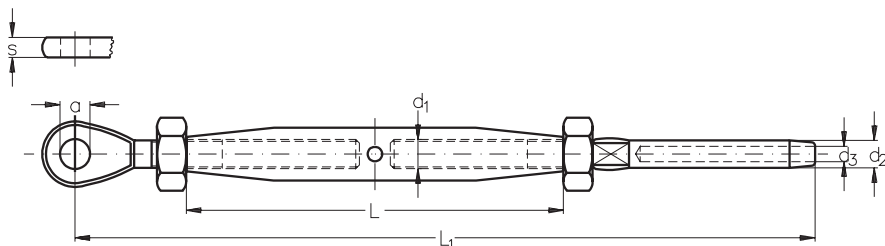
Misura nominal size	Filetto thread d_1	L mm	Articolo n° stock no.
M 5	M 5	80	301 213 005
M 6	M 6	95	301 213 006
M 8	M 8	105	301 213 008
M 10	M 10	125	301 213 010
M 12	M 12	150	301 213 012

Canala per tenditore ASS tipo Mini e tipo Super-Mini

ASS Rigging Screw - body for Mini and Super-Mini type

Misura nominal size	Filetto thread d_1	L mm	Articolo n° stock no.
M 4	M 4	40	311 213 004
M 5	M 5	50	311 213 005
M 6	M 6	60	311 213 006
M 8	M 8	60	311 213 008
M 10	M 10	80	311 213 010

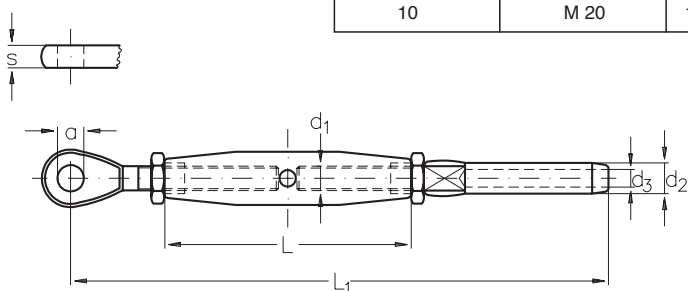




Tenditore NIRO tipo Standard
con estremità a occhiello e terminale

NIRO Rigging Screw Standard type
with eye and terminal

Diametro-Ø rope-Ø mm	Filetto thread d ₁	d ₂ mm	d ₃ mm	a mm	s mm	L mm	L ₁ mm	Articolo n° stock no.
2,5	M 5	5,4	2,7	5,5	3	80	156	301 214 005
3	M 6	6,3	3,3	6,5	4	95	168	301 214 006
4	M 8	7,5	4,3	8,5	5	105	200	301 214 008
5	M 10	9,0	5,3	10,5	6	125	234	301 214 010
6	M 12	12,5	6,3	13,0	8	150	280	301 214 012
8	M 16	16,0	8,3	14,5	10	190	362	301 214 016
10	M 20	17,8	10,5	19,5	15	215	405	301 214 020

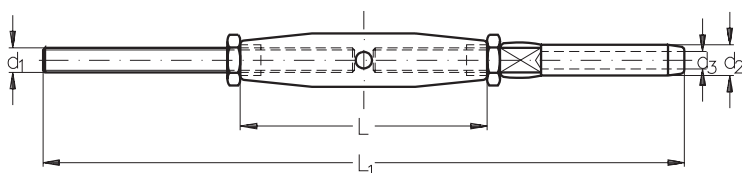


Tenditore ASS tipo Mini
con estremità a occhiello e terminale

ASS Rigging Screw, Mini type
with eye and terminal

Diametro-Ø rope-Ø mm	Filzto thread d ₁	d ₂ mm	d ₃ mm	a mm	s mm	L mm	L ₁ mm	Articolo n° stock no.
3	M 5	6,3	3,3	5,5	3	50	111	311 214 005
4	M 6	7,5	4,3	6,5	4	60	130	311 214 006
5	M 8	9,0	5,3	8,5	5	60	139	311 214 008
6	M 10	12,5	6,3	10,5	6	80	181	311 214 010

DBGM



Tenditore ASS tipo Mini
con estremità a filetto e terminale

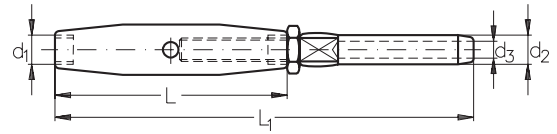
ASS Rigging Screw, Mini type
with threaded rod and terminal

Diametro-Ø rope-Ø mm	Filetto thread d ₁	d ₂ mm	d ₃ mm	L mm	L ₁ mm	Articolo n° stock no.
3	M 5	6,3	3,3	50	124	311 217 005
4	M 6	7,5	4,3	60	152	311 217 006
5	M 8	9,0	5,3	60	168	311 217 008
6	M 10	12,5	6,3	80	215	311 217 010

DBGM

I sopradescritti tenditori si assemblano con terminali filettati a sx e con estremità ad occhiello e terminale a dx.

The above Rigging screws are assembled with left hand threaded terminals. The eye and rod end fittings are threaded right hand.

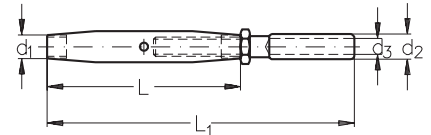


Tenditore ASS tipo Mini
con un terminale

ASS Rigging Screw, Mini type
with one terminal (left hand thread)

DBGM

Misura nominal size	Diametro-Ø rope-Ø mm	Filetto thread d ₁	d ₂ mm	d ₃ mm	L mm	L ₁ mm	Articolo n° stock no.
M 5	3	M 5	6,3	3,3	50	86	311 215 005
M 6	4	M 6	7,5	4,3	60	109	311 215 006
M 8	5	M 8	9,0	5,3	60	115	311 215 008
M 10	6	M 10	12,5	6,3	80	150	311 215 010

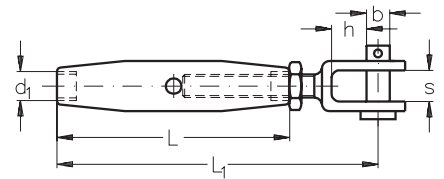


Tenditore ASS tipo Super-Mini
con un terminale

ASS Rigging Screw, Super-Mini type
with one terminal (left hand thread)

DBGM

Misura nominal size	Diametro-Ø rope-Ø mm	Filetto thread d ₁	d ₂ mm	d ₃ mm	L mm	L ₁ mm	Articolo n° stock no.
M 4	3	M 4	5,4	3,3	40	68	321 215 004
M 5	4	M 5	6,5	4,3	50	80	321 215 005
M 6	5	M 6	7,5	5,3	60	97	321 215 006
M 8	6	M 8	9,0	6,3	60	102	321 215 008



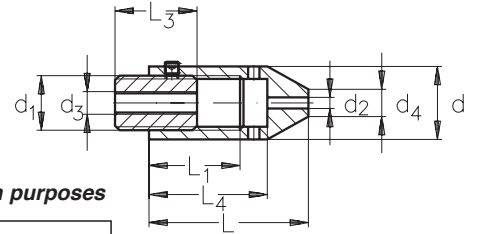
Tenditore ASS tipo Mini
con una forcella

ASS Rigging Screw, Mini type
with one jaw (left hand thread)

Misura nominal size	Filetto thread d ₁	h mm	s mm	b mm	L mm	L ₁ mm	Articolo n° stock no.
M 4	M 4	9	7	5	40	60	311 216 004
M 5	M 5	9	7	5	50	71	311 216 005
M 6	M 6	8	8	6	60	81	311 216 006
M 8	M 8	11	11	8	60	88	311 216 008
M 10	M 10	13	12	9	80	123	311 216 010

I sopradescritti tenditori sono forniti di un terminale, altre estremità sono filettate nella parte destra per facilitare l'uso dei terminali.

The above Rigging screws are supplied with one terminal, other end is screws right hand to facilitate the use of terminals of your choice i.e. threaded rods, screws etc.



Tenditore ASS a disegno ornamentale

ASS Tensioning unit for decoration purposes

Misura nominal size	Diametro-Ø rope-Ø mm	L mm	L ₁ mm	L ₃ mm	L ₄ mm	d mm	d ₁	d ₂ mm	d ₃	d ₄ mm	Articolo n° stock no.
2	1,5 + 2	35	20	18	26	16	M 12	2,5	M 5	6	351 410 002
4	3 + 4	40	25	23	33	20	M 16	4,5	M 6	12	351 410 004

